















## Aberdeen City Health and Social Care Partnership: Performance at a Glance (Updated January 2018)

| KEY      |   |
|----------|---|
| <b>I</b> | Improved on previous reporting period by more than 2% |
| <b>W</b> | Worsened on previous reporting period by more than 2% |

| Category   | ID.  | Indicator Description  | Source       | Performance Current Reporting Period   | Target | Previous Reporting Period | Performance against Last Period | Trend line  | Trend Period  | Current Period |
|------------|------|--|--------------|--|--------|---------------------------|---------------------------------|---|---------------|----------------|
| Responsive | L01  | Number of Bed Days Occupied by Delayed Discharges per month (inc code 9) per 1000 18+ population     | NHS - EDISON | <b>8.6</b>   | -      | 7.7                       | <b>W</b>                        |    | 5 Months      | Oct-17         |
|            | L02  | Number of delayed discharges inc code 9 (Monthly Census snapshot)                                    | NHS - EDISON | <b>✗ 50</b>  | -      | 45                        | <b>W</b>                        |    | 5 Months      | Oct-17         |
|            | L10  | % people 65y+ with intensive care needs receiving care at home                                       | SW           | <b>37%</b>   | -      | 35%                       | <b>I</b>                        |    | 4 Quarters    | Oct-Dec 17     |
|            | L11  | Unmet need (hours) for social care   | SW           | <b>522</b>   | -      | 562                       | <b>I</b>                        |    | 2 Data Points | Jun-17         |
|            | L12  | Uptake of self directed support (No. & % out of eligible clients)                                    | SW           | <b>286 (9.99%)</b>   | -      | 233 (7%)                  | <b>I</b>                        |    | 2 Data Points | Jun-17         |
| Effective  | L03  | A&E Attendance rates per 100,000 population (All Ages) (Monthly Average for rolling 12 month period) | NHS          | <b>✗ 1707</b>  | -      | 1693                      | <b>W</b>                        |    | 5 Months      | Dec-17         |
|            | L04  | Smoking cessation in 40% most deprived after 12 weeks  | NHS          | <b>135</b>   | -      | 73                        | <b>I</b>                        |    | 5 Quarters    | Apr-Jun 17     |
|            | L05  | Number of Alcohol Brief Interventions being delivered  | NHS          | <b>✓ 587</b>   | -      | 690                       | <b>W</b>                        |    | 5 Quarters    | Jul-Sep 17     |
| Safe       | L06A | Number of complaints received and % responded to within 20 working days - NHS Aberdeen City          | NHS          | No data available at the moment due to changes in data collection, this indicator should be available with the next update |        |                           |                                 |   |               |                |
|            | L06B | Number of complaints received and % responded to within 20 working days - Aberdeen City Council H&SC | SW           | <b>19 (100%)</b>   | -      | 26 (92%)                  | <b>I</b>                        |    | 4 Quarters    | Oct-Dec 17     |
|            | L09  | Number of new referrals to initial investigation under adult protection                              | SW           | <b>85</b>  | -      | 70                        | <b>W</b>                        |  | 3 Quarters    | Jul-Sep 17     |
|            | L13  | Adult Services % Posts Vacant  | SW           | <b>4.90%</b>   | -      | 5.01%                     | <b>I</b>                        |  | 4 Quarters    | Oct-Dec 17     |
|            | L14  | Number of new community payback orders   | SW           | <b>274</b>   | -      | 240                       | <b>W</b>                        |  | 4 Quarters    | Oct-Dec 17     |
|            | L15  | Number of Criminal Justice Social Work reports to court  | SW           | <b>405</b>   | -      | 323                       | <b>W</b>                        |  | 4 Quarters    | Oct-Dec 17     |
| Well Led   | L07  | NHS Sickness Absence % of Hours Lost   | NHS          | <b>✗ 4.7%</b>  | -      | 4.4%                      | <b>W</b>                        |  | 5 Quarters    | Jul-Sep 17     |
|            | L08  | Council Sickness Absence (% of Calendar Days Lost)   | SW           | No update available  |        |                           |                                 |   |               |                |